



To,
The Board of Trustees,
Pimpri Chinchwad Education Trust,
Nigdi, Pune- 411 044,

REF : AUDIT OF THE ACCOUNTS FOR THE YEAR ENDED 31 ST MARCH 2019.


We have audited the attached Balance Sheet for – **S.B. Patil Institute of Management** Income & Expenditure A/c for the year ended 31st March, 2019 and report that :-


1. We have obtained all the information & explanation which to the best of our knowledge & belief were necessary for the purpose of our audit.
2. In our opinion proper books of accounts as required by law have been kept by the school so far as it appears from our examination of the books.
3. The Balance Sheet and the Income & Expenditure A/c deal with by this report are in agreement with the books of accounts.
4. In our opinion and to the best of our information and explanation given to us, the accounts give the information required by the Bombay Public Trust Act in the manner so required and view a true and fair view in the case of Balance Sheet as at 31/03/2019 and in the case the Income and Expenditure account for the year ended 31/3/2019.

We are thankful for the co-operation intended by the office bearers.

PLACE : PUNE

As Per the information Provided to us
and Subject to our report of even date


SWANAND V. AGASHE
CHARTERED ACCOUNTANT
M No. 125746





PIMPRI CHINCHWAD EDUCATION TRUST'S
S. B. PATIL INSTITUTE OF MANAGEMENT
 SECTOR NO. 26, PRADHIKARAN, NIGDI, PUNE : 411044.

INCOME & EXPENDITURE ACCOUNT FOR THE YEAR ENDED 31/03/2019


PREVIOUS YR. 2017-18	EXPENDITURE	CURRENT YR. 2018-19	PREVIOUS YR. 2017-18	INCOME	CURRENT YR. 2018-19
	<u>TO ADMINISTRATIVE EXPENSES</u>	3,35,09,133.80		<u>BY INSTITUTE FEES</u>	
14,22,649.00	Office & Administration Exp.	15,22,727.00		Fees Received	29,79,2046.00
39,500.00	Affiliation Fee	2,69,500.00	3,04,59,941.00		
3,574.32	Bank Charges	1,873.70		<u>BY INTEREST & OTHER RECEIPTS</u>	
-	Campus Beautification Exp.	-		Administrative Income	-
16,65,621.52	Depreciation A/c	16,74,452.40	5,69,658.50	Miscellaneous Receipts	1,69,325.00
69,925.00	Diesel Expenses	1,07,724.00		C-Mat Exam Remuneration	-
2,61,124.00	Electricity Charges A/c	6,67,259.00		Sponsorship	-
32,00,000.00	Finance Charges A/c	-	62,600.00	Registration Fees	-
-	Advertising & Publicity	11,800.00		Interest Recd on FD	75,752.00
6,500.00	Honorarium Charges	1,63,950.00		Interest Recd on SB	1,12,742.00
8,20,131.00	Housekeeping Charges	8,44,288.00	1,88,706.95	QIP Grant	2,50,000.00
54,491.00	Internet Exp.	1,45,252.90		Ph. D. Course work fees	4,81,545.00
3,630.00	Legal Expenses	6,260.00		Alumni A/c	13,000.00
2,360.00	Membership Fee	30,000.00		Bank Interest	17,189.40
21,903.00	Office & Administration Exp.	1,82,303.00		Ph. D. Registration Fees	9,165.00
1,25,000.00	Processing Fees	1,73,998.80	2,99,105.00		
4,93,466.00	Property Tax	9,58,471.00	64,360.00		
-	Electrical Expenses	2,650.00			
1,99,760.00	Repairs & Maintenance	25,13,250.00			
5,61,645.00	Security Charges	5,93,566.00			
1,99,366.00	Sports Expenses	44,155.00			
43,010.00	Staff Development & Welfare	88,972.00			
61,600.00	Training & Placement A/c	37,000.00			
-	Supervision Charges	31,35,665.00			
-	Student Development & Welfare	6,18,533.00			
-	Remuneration to Staff	2,000.00			
53,939.00	Academic Fees	29,500.00			
38,930.00	Advertisement Expenses	57,124.00			
29,743.00	National Conference 2017-18	-			
22,580.00	Registration Fees	5,96,546.00			
400.00	Transport Charges	23,116.00			
5,905.00	Vehicle Insurance	5,690.00			
29,743.00	National Conference 2017-18	-			
-	Interest on TDS	5,320.00			
-	Lodging & Boardings	9,047.00			
-	Medical Expenses	4,718.00			
-	Salary Account	1,87,72,629.00			
-	Student Insurance Expenses	53,177.00			
-	Broad Band Expenses	1,56,616.00			

33,451.00	TO EMPLOYEE RELATED EXPENSES		1,39,888.00			
1,82,06,844.00	Administrative Charges on P. F.	27,188.00				
-	Salary	-				
	Contract Staff Salary	1,12,700.00				
	TO PROFESSIONAL CHARGES		2,69,140.00			
-	Professional Charges	-				
15,000.00	Professional Fees	2,54,140.00				
-	Audit Fees	15,000.00				
4277894.61						
3,19,69,685.45	TOTAL		3,39,18,161.80	3,19,39,942.45	TOTAL	3,39,18,161.80
					By Excess Of Expenditure Over Income	29,97,397.40

As Per the information Provided to us
and Subject to our report of even date

AS PER OUR REPORT ON EVEN DATE
FOR SWANAND V. AGASHE
CHARTERED ACCOUNTANTS

PLACE : - PUNE
DATE : - 15/10/2019


SWANAND V. AGASHE
CHARTERED ACCOUNTANT
M. No. 125746



SWANAND V. AGASHE
PROPRIETOR



S. B. PATIL INSTITUTE OF MANAGEMENT


DIRECTOR

S. B. Patil Institute of Management
Sector No. 26, Nigdi,
Pradhikaran, Pune - 411 044

**PIMPRI CHINCHWAD EDUCATION TRUST'S
S. B. PATIL INSTITUTE OF MANAGEMENT**


SECTOR NO. 26, PRADHIKARAN, NIGDI, PUNE : 411044.

BALANCE SHEET AS ON 31/3/2019

PREVIOUS YR. 2017-18	LIABILITIES & FUNDS	CURRENT YR. 2018-19	PREVIOUS YR. 2017-18	ASSETS & PROPERTIES	CURRENT YR. 2018-19
2,92,77,524.00 72,584.00	I UNSECURED LOANS - Pimpri C. Education Trust Pimpri Chinchwad College of Engg.	2,92,77,189.00	1,15,95,886.93	I FIXED ASSETS - (As Per Schedule Attached)	1,13,95,751.53
			19,50,000.00	II INVESTMENTS F.D With DTE	19,50,000.00
2,02,631.00	II CURRENT LIABILITIES & PROVISIONS -	57,92,434.90	2,67,56,539.94	III CURRENT ASSETS	2,88,34,915.84
2,54,303.00	1 Sundry Creditors	2,15,463.00		A BANK BALANCES	
	2 Duties and Taxes	3,42,148.00		Bank Of Maharashtra	1,63,756.00
	3 Scholarship	39,32,206.00		Indian Overseas Bank A/c. 2100	(33,16,294.86)
(4,852.00)	4 University Fee	1,05,860.00		Cash In Hand	20,066.00
	5 Administrative Charges Payable	2,085.00		Indian Overseas Bank A/c. 591	4,32,152.90
4,21,500.00	6 Caution Money Deposit	5,02,000.00		Indian Overseas Bank A/c. 13085	1,60,503.80
	7 Electricity Charges Payable	70,613.00		B SUNDRY DEBTORS	1,06,49,851.00
	8 Ph.D Eligibility Fees	9,000.00		C SAMAJ KALYAN FEE RECEIVABLE	2,07,57,209.00
	9 Profession Tax	5,600.00		D LOANS & ADVANCES	
	10 Provident Fund Payable (Empl.Cont.)	52,120.00		Fixed Deposit	(1,33,464.00)
	11 S. B. Patil College of Architecture	29,641.90		Telephone Deposit	284.00
	12 Scholarship 2019-20	5,00,000.00		Interest Receivable	75,651.00
11,761.00	13 Society Account	11,761.00		TDS On Fixed Deposit	31,201.00
	14 University of Pune Exam Remu.	13,937.00		Loans & Advances (Asset)	(6,000.00)
1,550.00	15 Eligibility Fees				
	Branch / Divisions				
	P.C.C.O.E. Engg.	14,393.00	43,015.00		
	P.C.C.O.E. (Hostel)	28,622.00			
	Excess Of Income Over Expenditure		70,68,028.47		
57,87,531.26	Opening Balance	1,00,65,425.87			
42,77,894.61	Current Period	(29,97,397.40)			
4,03,02,426.87	TOTAL	4,21,80,667.37	4,03,02,426.87	TOTAL	4,21,80,667.37

As Per the information Provided to us
and Subject to our report of even date

AS PER OUR REPORT ON EVEN DATE
FOR SWANAND V. AGASHE
CHARTERED ACCOUNTANTS



SWANAND V. AGASHE
PROPRIETOR



S. B. PATIL INSTITUTE OF MANAGEMENT

Manika
Director

PLACE :- PUNE
DATE :- 28/08/2019
SWANAND V. AGASHE
CHARTERED ACCOUNTANT
M. No. 125746

DIRECTOR
S. B. Patil Institute of Management
Sector No. 26, Nigdi,
Pradhikaran, Pune - 411 044

Pimpri Chinchwad Education Trust's

S. B. PATIL INSTITUTE OF MANAGEMENT

SECTOR NO. 26. PRADHIKARAN, NIGDI. PUNE - 411 044.

CONSOLIDATED

LIST OF FIXED ASSETS AS ON 31/3/2019



SR. NO.	PARTICULARS	DEP. RATE %	W.D.V. as on 31/03/2018	ADDITION		SOLD TRANS. DURING YR	TOTAL	DEPRECIATION		TOTAL DEP.	W.D.V. as on 31/03/2019
				BEFORE SEPT-2018.	AFTER SEPT-2018.			BEFORE SEPT-2018	AFTER SEPT-2018.		
1	Air Conditioner	15%	1,57,124.35	-	-	-	1,57,124.35	23,568.65	-	23,568.65	1,33,555.70
2	Barcode Scanner	15%	1,442.43	-	-	-	1,442.43	216.36	-	216.36	1,226.07
3	Bio Matrix Machine	15%	3,425.38	-	-	-	3,425.38	513.81	-	513.81	2,911.57
4	Building	10%	55,90,589.07	-	-	-	55,90,589.07	5,59,058.91	-	5,59,058.91	50,31,530.16
5	Cercuit Camera	15%	43,969.11	-	-	-	43,969.11	6,595.37	-	6,595.37	37,373.74
6	CHAIRS	10%	81,076.90	-	-	-	81,076.90	8,107.69	-	8,107.69	72,969.21
7	Computers A/c	60%	2,29,691.38	26,980.00	1,85,000.00	-	4,41,671.38	1,54,002.82	55,500.00	2,09,502.82	2,32,168.56
8	Curtains & Carpets	10%	80,211.13	-	-	-	80,211.13	8,021.11	-	8,021.11	72,190.02
9	Digi Cam	15%	2,876.19	-	-	-	2,876.19	431.43	-	431.43	2,444.76
10	Electrical Fittings	10%	8,70,748.20	21,850.00	-	-	8,92,598.20	89,259.82	-	89,259.82	8,03,338.38
11	EPBX System	15%	36,371.79	-	-	-	36,371.79	5,455.77	-	5,455.77	30,916.02
12	Fire Extinguisher	15%	77,092.15	-	-	-	77,092.15	11,563.82	-	11,563.82	65,528.33
13	Furniture & Fixtures	10%	31,70,730.09	-	2,83,814.00	-	34,54,544.09	3,17,073.01	14,190.70	3,31,263.71	31,23,280.38
14	Generator	15%	2,15,601.80	-	-	-	2,15,601.80	32,340.27	-	32,340.27	1,83,261.53
15	Green Board	10%	32,678.60	-	-	-	32,678.60	3,267.86	-	3,267.86	29,410.74
16	Handy Camera	15%	9,434.77	-	-	-	9,434.77	1,415.22	-	1,415.22	8,019.55
17	Laboratory Equipment	15%	1,03,051.67	-	-	-	1,03,051.67	15,457.75	-	15,457.75	87,593.92
18	LCD Projectors	15%	1,09,640.65	-	-	-	1,09,640.65	16,446.10	-	16,446.10	93,194.55
19	Library Books A/c	60%	2,67,140.60	7,200.00	1,64,403.00	-	4,38,743.60	1,64,604.36	49,320.90	2,13,925.26	2,24,818.34
20	Podium	10%	12,838.55	-	-	-	12,838.55	1,283.86	-	1,283.86	11,554.70
21	Sports Equipments	15%	48,311.46	-	-	-	48,311.46	7,246.72	-	7,246.72	41,064.74
22	UPS	15%	60,629.60	-	-	-	60,629.60	9,094.44	-	9,094.44	51,535.16
23	Vehecal	15%	1,16,963.02	-	-	-	1,16,963.02	17,544.45	-	17,544.45	99,418.57
24	Water Cooler	15%	43,327.10	-	-	-	43,327.10	6,499.06	-	6,499.06	36,828.04
25	Xerox Machine	15%	18,420.39	-	-	-	18,420.39	2,763.06	-	2,763.06	15,657.33
26	Office Equipment	15%	2,12,500.55	38,050.00	7,47,020.00	-	9,97,570.55	37,582.58	56,026.50	93,609.09	9,03,961.46
	TOTAL		1,15,95,886.93	94,080.00	13,80,237.00		1,30,70,203.93	14,99,414.29	1,75,038.10	16,74,452.40	1,13,95,751.53

Member
Director

S. B. Patil Institute of Management
Sector No. 26, Nigdi,
Pradhikaran, Pune - 411 044

