



Pimpri Chinchwad Education Trust's
S. B. PATIL INSTITUTE OF MANAGEMENT
AICTE Approved | Permanently Affiliated to SPPU, Pune|
NBA Accredited | NAAC Accredited
Sector No. 26, , Pradhikaran, Nigdi, Pune - 411 044.
Phone: 020-27656900 / 87960 76060 / 78875 70600
Email: sbpatilmba@gmail.com, **Website:** www.sbpatilmba.com



Balance Sheet, Receipts & Payment, Income & Expenditure (Audited Statement) 2019-20

This color



is used to highlight the salary component, depreciation and
excess of income over expenditure.



To,
The Board of Trustees,
Pimpri Chinchwad Education Trust,
Nigdi, Pune- 411 044.

REF: AUDIT OF THE ACCOUNTS FOR THE YEAR ENDED 31 ST MARCH 2020

We have audited the attached Balance Sheet for - **S. B. Patil Institute of Management - Income & Expenditure A/c** for the year ended **31st March 2020** and report that :-


1. We have obtained all the information & explanation which to the best of our knowledge & belief were necessary for the purpose of our audit.
2. In our opinion proper books of accounts as required by law have been kept by the school so far as it appears from our examination of the books.
3. The Balance Sheet and the Income & Expenditure A/c deal with by this report are in agreement with of accounts.
4. In our opinion and to the best of our information and explanation give to us, the accounts give the information required by the Bombay Public Trust Act in the manner so required and view a true and fair view in the case of Balance Sheet as at **31/03/2020** and in the case the Income and Expenditure account for the year ended **31/3/2020**

We are thankful for the co-operation intended by the office bearers.


PLACE; PUNE



AS PER INFORMATION PROVIDED TO US
SUBJECT TO OUR REPORT OF EVEN DATE


SWANAND V. AGASHE
CHARTERED ACCOUNTANT
M NO 125746

PIMPRI CHINCHWAD EDUCATION TRUST'S
S. B. PATIL INSTITUTE OF MANAGEMENT
 SECTOR NO-26, PRADHIKARAN, NIGDI, PUNE-411044.



RECEIPTS & PAYMENTS A/C FOR THE YEAR ENDING 31/03/2020

RECEIPTS		AMOUNT	PAYMENTS		AMOUNT
Opening Balance		776,478.70	Opening Balance		3,316,294.86
Bank Accounts	756,412.70		Bank Accounts	3,316,294.86	
Cash-in-hand	20,066.00		Loans (Liability)		1,500,000.00
Current Liabilities		816,815.41	Unsecured Loans	1,500,000.00	
EBC Scholarship 2018-19	10,431.21		Current Liabilities		21,577,311.00
University of Pune Exam Remuneration	326,152.00		Administrative Charges Payable	2085.00	
University of Pune	480,232.20		Electricity Charges Payable	70613.00	
Current Assets		33,330,141.80	Eligibility Fees	108150.00	
Online Fees	165,240.80		Pimpri Chinchwad Polytechnic	29205.00	
Loans & Advances (Asset)	95,000.00		Profession Tax	68300.00	
Sundry Debtors	26,928,157.50		Provident Fund Payable (Employers Cont.)	52120.00	
Samaj Kalyan Fee Receivable	6,141,743.50		Salary Teaching & Non Teaching Staff Payable	15948727.00	
Direct Incomes		577,990.20	Society Account	62172.00	
Miscellaneous Receipts	188,844.20		University of Pune Exam Remuneration	275552.00	
Online Exam Remuneration	5,146.00		Duties & Taxes	1375495.00	
QIP Grant	200,000.00		Sundry Creditors	2718413.00	
Fees Received	184,000.00		University of Pune	866479.00	
Direct Expenses		26,000.00	Fixed Assets		83,072.00
Training & Consultancy Fee	18,000.00		Om Sai Fire Systems	83,072.00	
Research & Development Activity Exp.	8,000.00		Current Assets		1,542,151.00
Indirect Incomes		189,688.00	Loans & Advances (Asset)	95,000.00	
Bank Interest	687.00		Sundry Debtors	1,447,151.00	
FDP Registration Fees	14,600.00		Branch / Divisions		611,635.00
Interest Recd From Savings A/c	51,012.00		P.C.C.O.E. Engg.	611,635.00	
Interest Recd on FD	108,389.00		Direct Expenses		2,173,422.00
Ph. D. Course Work Fee	15,000.00		Electricity & Fuel Expenses	11812.00	
Indirect Expenses		110,000.00	Internet & Communication New	6041.00	
Student Development Programme A/c.	71,200.00		Municipal Taxes & Water Charges	1015394.00	
Training & Placement A/c	8,000.00		Training & Consultancy Fee	86775.00	
Academic Fees	30,800.00		Research & Development Activity Exp.	5000.00	
			Salary Teaching & Non Teaching	1048400.00	
			Indirect Expenses		1,821,509.60
			AddSkills Trainers & Consultants	110160.00	
			Decent Drapery	750.00	
			Excel India Publishers	46000.00	
			Honorarium Chgs.	67750.00	





INCOME & EXPENDITURE ACCOUNT FOR THE YEAR ENDED 31/03/2020

PREVIOUS YR. 2018-19	EXPENDITURE		CURRENT YR. 2019-20	PREVIOUS YR. 2018-19	INCOME		CURRENT YR. 2019-20
	TO ADMINISTRATIVE EXPENSES		11,007,013.14		BY INSTITUTE FEES		33,907,614.00
9,047.00	Research & Development Activity Exp.	113,800.00		29,792,046.00	Fees Received	33,907,614.00	
156,616.00	Lodging & Boardings						
	Broad Band Expenses				BY INTEREST & OTHER RECEIPTS		717,142.20
	Alumni Meet	31,000.00			Administrative Income		
1,522,727.00	Office & Administration Exp.				Miscellaneous Receipts	188,844.20	
269,500.00	Affiliation Fee			169,325.00	Online Exam Remuneration	5,146.00	
1,873.70	BANK CHARGES				FDP Registration Fees	14,600.00	
	Building Usage Charges	3,018,240.00		75,752.00	Interest Recd on FD	241,853.00	
1,674,452.40	Depreciation A/c	1,459,758.54		112,742.00	Interest Recd on SB	51,012.00	
107,724.00	Diesel Expenses			250,000.00	QIP Grant	200,000.00	
667,259.00	Electricity Charges A/c			481,545.00	Ph.D Course work Fees	15,000.00	
2,650.00	Electrical Expenses			9,165.00	Ph.Distratation Fees		
3,135,665.00	Supervision Charges			13,000.00	Alumni A/C		
163,950.00	Honorarium Chqs.	67,750.00		17,189.40	Bank Intrest	687.00	
844,288.00	Housekeeping Charges	867,856.00					
115,610.90	Internet & Communication Exp.	326,995.00					
6,260.00	Legal Expenses						
30,000.00	Membership Fee						
182,303.00	Office & Administration Exp.	338,170.12					
173,998.80	Processing Fees						
958,471.00	Municipal Taxes & Water Charges	1,015,394.00					
2,000.00	Remuneration to Staff	9,860.00					
2,513,250.00	Repairs & Maintenance	60,601.00					
593,566.00	Security Charges	535,331.00					
44,155.00	Sports Expenses	6,571.00					
88,972.00	Staff Development & Welfare	383,297.00					
	Training & Placement A/c	20,875.00					
29,500.00	Academic Fees	1,098,068.48					
11,800.00	Advertisements Expenses						
596,546.00	Registration Fees						
57,124.00	Advertisement Expenses						
5,320.00	Intrest on TDS						
4,718.00	Medical Expenses						
	Electricity & Fuel Expenses	1,109,732.00					
37,000.00	Training & Consultancy	68,775.00					
618,533.00	Student Development Programme	474,939.00					
5,690.00	Vehicle Insurance	-					
23,116.00	Transport Charges	-					
53,177.00	Student Insurance Expenses	-					



	TO EMPLOYEE RELATED EXPENSES		18,488,991.00			
	Provident Fund (Employers Contri)	557,625.00				
	Gratuity Account	364,664.00				
27,188.00	Administrative Charges on P. F.	22,305.00				
112,700.00	Contract Staff Salary	103,806.00				
18,772,629.00	Salary	17,440,591.00				
	TO PROFESSIONAL CHARGES					
	Professional Charges	-				
254,140.00	Professional Fees	-				
15,000.00	Audit Fees	-				
	By Excess Of Income Over Expenditure		5,128,752.06	2,967,755.40	By Excess Of Expenditure Over Income	-
33,888,519.80	TOTAL		34,624,756.20	33,888,519.80		34,624,756.20


PLACE :- PUNE
Date :- 30/6/2020



AS PER OUR REPORT ON EVEN DATE
FOR SWANAND V. AGASHE
CHARTERED ACCOUNTANTS

(Signature)
(SWANAND V. AGASHE)
PROPRIETOR

S. B. PATIL INSTITUTE OF MANAGEMENT



(Signature)
DIRECTOR

S. B. Patil Institute of Management
Sector No. 26, Nigdi,
Pradhikaran, Pune - 411 044

**PIMPRI CHINCHWAD EDUCATION TRUST'S
B. PATIL INSTITUTE OF MANAGEMENT**

SECTOR NO. 26, PRADHIKARAN, NIGDI, PUNE : 411044.

BALANCE SHEET AS ON 31/03/2020

PREVIOUS YR. 2018-19	LIABILITIES & FUNDS	CURRENT YR. 2019-20	PREVIOUS YR. 2018-19	ASSETS & PROPERTIES	CURRENT YR. 2019-20
32,277,189.00	I UNSECURED LOANS - Pimpri C. Education Trust Pimpri Chinchwad College of Engg.	30,795,429.00	11,395,751.53	I FIXED ASSETS - (As Per Schedule Attached)	10,645,045.99
			1,950,000.00	II INVESTMENTS F.D With DTE	1,950,000.00
	II CURRENT LIABILITIES & PROVISIONS -	2,921,181.31	28,834,915.84	III CURRENT ASSETS	
215,463.00	1 Sundry Creditors	478,244.00		A BANK BALANCES	3,139,278.65
342,148.00	2 Duties and Taxes	350,326.00		Bank Of Maharashtra	166,587.00
502,000.00	3 Caution Money Deposit	502,000.00		INDIAN OVERSEASE BANK-2100	(1,108,838.18)
105,860.00	4 University Fee	623,038.20		INDIAN OVERSEASE BANK-591	3,972,265.31
13,937.00	5 University of Pune Exam Remu.	64,537.00		INDIAN OVERSEASE BANK-13085	52,336.52
9,000.00	6 Ph.D Eligibility Fees	9,000.00		CASH IN HAND	56,928.00
11,761.00	7 Society	17,413.00			
29,641.90	8 S.B Patil College of Architecture	-		B SUNDRY DEBTORS	17,057,511.50
	9 EBC Scholarship 2018-19	871,623.21		C SAMAJ KALYAN FEE RECEIVABLE	13,087,511.50
3,932,206.00	10 Scholarship	-		D LOANS & ADVANCES	(6,000.00)
2,085.00	11 Administrative Charges Payable	-		Deposits (Asset)	284.00
70,613.00	12 Electricity Charges Payable	-		Interest Receivable on FD	75,651.00
5,600.00	13 Profession Tax	5,000.00		TDS On Fixed Deposit	31,201.00
52,120.00	14 Provident Fund Payable (Empl. Cont)	-		Online Fees	(165,240.80)
	15 University of Pune	-			
500,000.00	16 Scholarship 2019-20	-			
	17 SBPCOAD	(0.10)			
	Branch/ Divisions		736,462.00		
14,393.00	P.C.C.O.E Engg.	637,641.00			
28,622.00	P.C.C.O.E (Hostel)	98,821.00			
	Excess Of Income Over Expenditure		11,362,170.53		
10,065,425.87	Opening Balance	6,233,418.47			
(5,997,397.40)	Current Period	5,128,752.06			
42,180,667.37	TOTAL	45,815,242.84	42,180,667.37	TOTAL	45,815,242.84

AS PER OUR REPORT ON EVEN DATE

CHARTERED ACCOUNTANTS

FOR JAIN LOHADE & CO.
FOR SWANAND V. AGASHE

S. B. PATIL INSTITUTE OF MANAGEMENT
FOR S. B. PATIL INSTITUTE OF MANAGEMENT

PLACE :- PUNE
DATE :- 30/03/2020

SWANAND V. AGASHE
PROPRIETOR

As Per the information Provided to us
and Subject to our report of even date

SWANAND V. AGASHE
CHARTERED ACCOUNTANT
M. NO. 125746



DIRECTOR
Director

S. B. Patil Institute of Management
Sector No. 26, Nigdi,
Pradhikaran, Pune - 411 044

S. B. PATIL INSTITUTE OF MANAGEMENT

SECTOR NO. 26. PRADHIKARAN, NIGDI. PUNE - 411 044.

CONSOLIDATED

LIST OF FIXED ASSETS AS ON 31/03/2020

SR. NO.	PARTICULARS	DEP. RATE %	W.D.V. as on 31/03/2019	ADDITION		SOLD TRANS. DURING	TOTAL	DEPRECIATION		TOTAL DEP.	W.D.V. as on 31/03/2020
				BEFORE SEPT-2019	AFTER SEPT-2019.			BEFORE SEPT-2019	AFTER SEPT-2019.		
1	Air Conditioner	15%	133,555.70	-	-	-	133,555.70	20,033.36	-	20,033.36	113,522.35
2	Barcode Scanner	15%	1,226.07	-	-	-	1,226.07	183.91	-	183.91	1,042.16
3	Bio Matrix Machine	15%	2,911.57	-	-	-	2,911.57	436.74	-	436.74	2,474.83
4	Building	10%	5,031,530.16	-	-	-	5,031,530.16	503,153.02	-	503,153.02	4,528,377.14
5	Cercuit Camera	15%	37,373.74	-	160,114.00	-	197,487.74	5,606.06	12,008.55	17,614.61	179,873.13
6	CHAIRS	10%	72,969.21	-	-	-	72,969.21	7,296.92	-	7,296.92	65,672.29
7	Computers A/c	40%	232,168.56	21,948.00	-	-	254,116.56	101,646.62	-	101,646.62	152,469.94
8	Curtains & Carpets	10%	72,190.02	-	-	-	72,190.02	7,219.00	-	7,219.00	64,971.02
9	Digi Cam	15%	2,444.76	-	-	-	2,444.76	366.71	-	366.71	2,078.05
10	Electrical Fittings	10%	803,338.38	-	-	-	803,338.38	80,333.84	-	80,333.84	723,004.54
11	EPBX System	15%	30,916.02	-	-	-	30,916.02	4,637.40	-	4,637.40	26,278.62
12	Fire Extinguisher	15%	65,528.33	-	83,072.00	-	148,600.33	9,829.25	6,230.40	16,059.65	132,540.68
13	Furniture & Fixtures	10%	3,123,280.38	-	9,322.00	-	3,132,602.38	312,328.04	466.10	312,794.14	2,819,808.24
14	Generator	15%	183,261.53	-	-	-	183,261.53	27,489.23	-	27,489.23	155,772.30
15	Green Board	10%	29,410.74	-	-	-	29,410.74	2,941.07	-	2,941.07	26,469.67
16	Handy Camera	15%	8,019.55	-	-	-	8,019.55	1,202.93	-	1,202.93	6,816.62
17	Laboratory Equipment	15%	87,593.92	-	-	-	87,593.92	13,139.09	-	13,139.09	74,454.83
18	LCD Projectors	15%	93,194.55	-	-	-	93,194.55	13,979.18	-	13,979.18	79,215.37
19	Library Books A/c	40%	224,818.34	-	171,398.00	-	396,216.34	89,927.34	34,279.60	124,206.94	272,009.40
20	Podium	10%	11,554.69	-	-	-	11,554.69	1,155.47	-	1,155.47	10,399.22
21	Sports Equipments	15%	41,064.74	158,120.00	26,743.00	-	225,927.74	29,877.71	2,005.72	31,883.43	194,044.31
22	UPS	15%	51,535.16	-	78,336.00	-	129,871.16	7,730.27	5,875.20	13,605.47	116,265.69
23	Vehical	15%	99,418.57	-	-	-	99,418.57	14,912.79	-	14,912.79	84,505.78
24	Water Cooler	15%	36,828.04	-	-	-	36,828.04	5,524.21	-	5,524.21	31,303.83
25	Xerox Machine	15%	15,657.33	-	-	-	15,657.33	2,348.60	-	2,348.60	13,308.73
26	Office Equipment	15%	903,961.47	-	-	-	903,961.47	135,594.22	-	135,594.22	768,367.25
	TOTAL		11,395,751.53	180,068.00	528,985.00	-	12,104,804.53	1,398,892.97	60,865.57	1,459,758.54	10,645,045.99




Director

S. B. Patil Institute of Management
Sector No. 26, Nigdi,
Pradhikaran, Pune - 411 044