

- Mr. Anishkumar Karia: ICT and E resources usage

1. Open Office,

2. Website,

3. Video,

4. G-suite: Google Form, Google sheets

5. E-book

6. J-Gate

7. NPTEL

8. Blog

Open Office: Sample PPT of 103 – Legal Aspects of Business

CHAPTER - 1

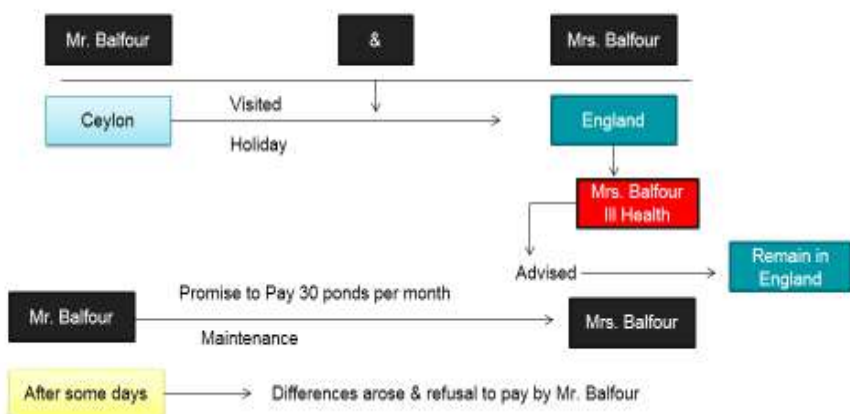
The Indian Contract Act

1. Essential elements of valid contract.
1. Performance and discharge of contract.
1. Breach of contract - meaning and remedies.

Essential Elements of A Valid Contract

1. Offer (Proposal) and Acceptance
2. Intention to create legal relationship
3. Lawful Consideration
4. Capacity of Parties
5. Free Consent
6. Lawful Object
7. Agreement not Declared Void
8. Certainty and possibility of performance
9. Legal Formalities

• Balfour vs Balfour



Essentials of a contract of sale

1. Two Parties
 - a. Buyer
 - b. Seller
2. Goods
 - It's a subject matter of a contract
 - It must be movable
3. Price
 - Consideration = Price
4. Transfer of General Property
 - General property in goods means ownership of the goods
5. Essentials of a Valid Contract



Web Site – Self-created by using Google sites

Site URL : sites.google.com/view/anishmis

HOME Introduction to MIS Syllabus Downloads Contact

24h
ANISH KARIA ONLINE

My name is Anish Karia. I am working as an Assistant professor in the areas of Finance and Information Technology at Pimpri-Chinchwad Education Trust's S. B. Patil Institute of Management, Nigdi, Pune. I have 8 years of teaching experience. I am pursuing a Ph. D. in the field of mergers and acquisitions. My expertise is in accounting, financial management and management information systems.

Broadly speaking, this website is for MBA students, especially designed as per the curriculum prescribed by Savitribai Phule Pune University for the subject of Management Information Systems. The website is an attempt to provide information to students for better understanding of the subject.

This website is divided into four parts. The First, includes the introduction to Management Information Systems (MIS) which will help to understand the concept of MIS and its components. The Second, will give access to the details of syllabus for Management Information System covered through this website. The third, incorporates the downloads that allows to download various documents, power point presentation etc to prepare students from exam point of view and support

HOME Introduction to MIS Syllabus Downloads Contact

Case study

The Case Study can be downloaded or full page view by clicking on pop out arrow:

P.C.E.T.'S
S. B. PATIL INSTITUTE OF MANAGEMENT

HOME Introduction to MIS Syllabus Downloads Contact

Power Point Presentation

The Power Point Presentation for the following topics can be downloaded or full page view by clicking on pop out arrow:

Introduction to MIS
Need of MIS
Purpose of MIS
Objectives of MIS

MANAGEMENT INFORMATION SYSTEMS

- Management Information Systems:
 - Introduction to MIS
 - Need of MIS
 - Purpose of MIS
 - Objectives of MIS

HOME Introduction to MIS Syllabus Downloads Contact

Contact

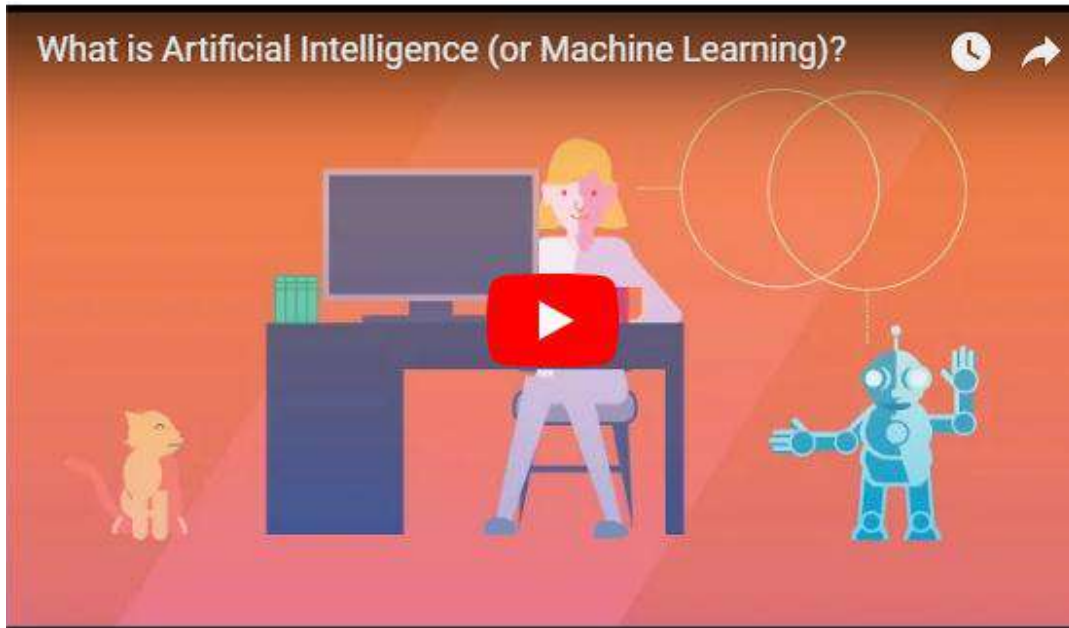
Anish Karia
PC.E.T.'s
S. B. Patil Institute of Management
Sec. No. - 26, Near Akurdi Railway Station, Nigdi,
Pradhikaran, Pune.

Mob. No. +91 9762 008 221
Email id -
kariaanish1@gmail.com or
anishkaria@sbspatilmba.com

Example: Websites referred (web links)

1. <http://www.baycongroup.com/el0.htm>
2. <http://www.programmerinterview.com/index.php/database-sql/data-mining-vs-warehousing/>
3. <https://www.britannica.com/technology/artificial-intelligence>
4. <https://www.icaai.org>
5. <https://www.moneycontrol.com/>

Example: Videos referred



Link:

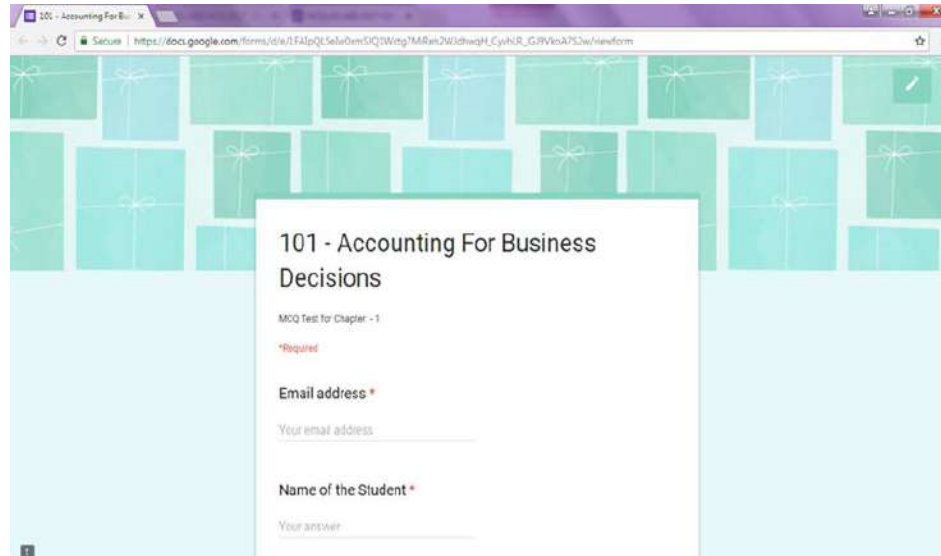
<https://youtu.be/mJeNghZXtMo>

Link:

https://youtu.be/xH_B5xh42xc



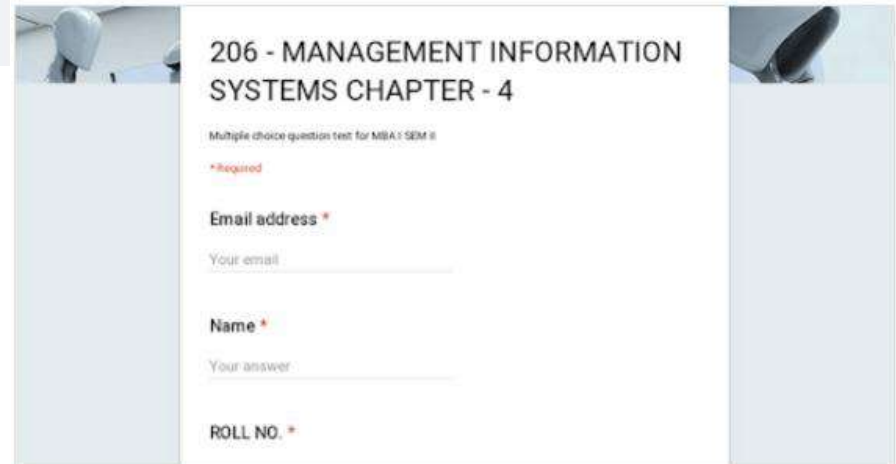
Google Forms: MCQ for Practice



A screenshot of a Google Form titled "101 - Accounting For Business Decisions". The form is set against a background of green gift boxes. The title is "101 - Accounting For Business Decisions". Below the title, it says "MCQ Test for Chapter - 1" and "Required". There are two required text input fields: "Email address *" and "Name of the Student *".

101 : Accounting for Business Decisions

206: Management Information Systems



A screenshot of a Google Form titled "206 - MANAGEMENT INFORMATION SYSTEMS CHAPTER - 4". The form is set against a background of a white wall with a light fixture. The title is "206 - MANAGEMENT INFORMATION SYSTEMS CHAPTER - 4". Below the title, it says "Multiple choice question test for MBA I SEM II" and "Required". There are three required text input fields: "Email address *", "Name *", and "ROLL NO. *".

206 - MANAGEMENT INFORMATION SYSTEMS CHAPTER - 4

Multiple choice question test for MBA I SEM II

E-books

URL: <https://www.pdfdrive.net/financial-management-e34354601.html>

PDF Drive investigated dozens of problems and listed the biggest global issues facing the world today. [Let's Change The World Together](#)

PDFDRIVE Search for books, tutorials, manuals and authors in 48,180,412 files

Financial Management
1107 Pages · 2007 · 9.75 MB · 721 Downloads · Free PDF
by Eugene F. Brigham
+ management theory

"Your task is not to seek for love, but merely to seek and find all the barriers within yourself that you have built against it." — Rumi

Similar Free Books

Healthy Weight Loss Without Dieting
231 Pages · 2010 · 1.52 MB · 51,487 Downloads

Editor's Picks Most Popular
Academic & Education Art
Biography Business & Career
Children & Youth Environment
Fiction & Literature Health & Fitness
Lifestyle Personal Growth
Politics & Laws Religion
Science & Research Technology

Get Top Trending Free Books in Your Inbox

Select Language |

You May Like Sponsored Links by Taboola

Windows taskbar: 4:39 PM

J-gate

URL: <https://jgateplus.com/search/>

The screenshot displays the J-Gate search interface. At the top, the browser address bar shows the URL <https://jgateplus.com/search/>. The page header includes the J-Gate logo, the text "S.B.Patil Institute of Management", and user information "Hi ANISHKUMAR" with links for "Logout" and "Help". A navigation menu below the header offers options: "All Journals", "My Library Journals", and "My Favourite Journals". A secondary menu provides search options: "Basic Search" (highlighted), "Journal Finder", "Author Finder", "Advanced Search", "Search History", and "View Marked Results".

The main content area features a "J-Gate Subjects" sidebar with a "Select All" checkbox and several subject categories, each with a checkbox: "Agricultural & Biological Sciences", "Arts & Humanities", "Basic Sciences", "Biomedical Sciences", "Engineering & Technology", and "Social & Management Sciences". The "Social & Management Sciences" category is currently selected.

The central search area is titled "Basic Search" and contains a search input field with the placeholder text "keyword...". To the right of the input field is a "Search" button. Below the search field, there are several filter options with checkboxes: "Full Text Only", "Peer-Reviewed/Scholarly Journals" (checked), "Professional & Industrial Journals" (checked), and "Only Indian Journals".

At the bottom of the page, there is a footer section. On the left is the "INFORMATICS" logo. In the center, there are links for "About", "FAQ", "Admin", and "Contact Us", along with the copyright notice "Copyright © 2018. Informatics India Ltd. All Rights Reserved.". On the right, it says "Best viewed in" followed by icons for Internet Explorer 9+, Firefox 11+, and Google Chrome 22+. A "Chat Support" button is located in the bottom right corner of the page content.

The Windows taskbar at the very bottom shows the system tray with the time "4:41 PM" and various system icons.

NPTEL

(URL: <http://nptel.ac.in/courses/122105022/1>)

The screenshot displays the NPTEL website interface. At the top, there is a navigation bar with links for 'About us', 'Courses', 'FAQ', and 'Contact us'. Below this is a secondary navigation bar with 'HOME', 'SYLLABUS', 'LECTURES', 'DOWNLOADS', 'FAQ', and 'ASK A QUESTION'. The main content area shows the course path: 'NPTEL > Basic courses(Sem 1 and 2) > Management Information System (Video) > Introduction - I'. A sidebar on the left lists 'Modules / Lectures' including 'Management Information System' and its sub-topics. The main video player area shows a video titled '1 - Introduction - I' with a slide that reads: 'STRUCTURE OF INFORMATION SYSTEMS', 'Based on Decision Support', and lists 'Structured Programmable Decisions' and 'Unstructured un-programmable decisions'. The video player has controls for 'Watch on YouTube', 'Video Download', and 'Full Video Download'. The Windows taskbar at the bottom shows the time as 4:32 PM.

Blog

URL: <http://misclassblog.com/category/data-mining/>

The screenshot shows a web browser window with the address bar containing misclassblog.com/category/data-mining/. The page title is "MIS Class Blog" with the subtitle "Internet and Technology Innovations". A blue navigation bar contains the text "data mining". Below this, there are two sub-navigators: "Data Analytics" and "data mining". The main article title is "Data Mining in the Military", dated "March 14, 2017" by "admin". The article content is a code editor showing JavaScript code for a hex2rgb function. A right-hand sidebar titled "Categories" lists various topics such as Advertising, Big Data, and Customer Relationship Management. The Windows taskbar at the bottom shows the time as 4:44 PM.

data mining

Categories

Advertising
Big Data
Customer Relationship Management and Business Intelligence
Data Analytics
data mining
Database Application
Database Design and Development
Databases and Data Warehouses
E-Business
Enterprise Architectures
ERP and Collaboration Systems
Ethics and Information Security
Globalization, Innovation, and future trends

Data Analytics data mining

Data Mining in the Military

March 14, 2017 admin

```
function hex2rgb(hex_str, $return_string = false, $separator = ',') {  
    $hex_str = preg_replace("/[A0-9A-Fa-f]/", "", $hex_str); // Gets a proper hex string  
    $rgb_array = array();  
    if (strlen($hex_str) == 6) {  
        $color_val = hexdec($hex_str);  
        $rgb_array['r'] = 0xFF & ($color_val >> 0x10);  
        $rgb_array['b'] = 0xFF & ($color_val >> 0x0);  
    } elseif (strlen($hex_str) == 3) {  
        $rgb_array['r'] = hexdec(str_repeat(substr($hex_str, 0, 1), 2));  
        $rgb_array['g'] = hexdec(str_repeat(substr($hex_str, 1, 1), 2));  
        $rgb_array['b'] = hexdec(str_repeat(substr($hex_str, 2, 1), 2));  
    } else {  
        return false;  
    }  
    if ($return_string) {  
        return implode($separator, $rgb_array);  
    }  
    return $rgb_array;  
}
```